

CD/DVD ARTWORK SPECIFICATIONS for duplication & replication

Please carefully follow the guidelines below to ensure that you get the best results from your artwork.

File Formats

We accept only the following file formats (for Mac or PC):

- QuarkXpress 4.1
- Adobe Acrobat 5.0
- Illustrator 10.0
- Photoshop 7.0
- TIFFs or Eps files at 300 dpi
- Print optimised PDFs with fonts included

Note: all fonts and graphic files linked to your document must be included.

Colour Mode

Colour mode must be CMYK. CMYK stands for Cyan, Magenta, Yellow, K = black. These are the primary colours for print. Printers use combinations of these primary colours to create any colour you require. We do not accept files setup as RGB. RGB stands for Red, Green, Blue. These are the primary colours for light. RGB files which are converted to CMYK will change slightly in colour. Therefore we will not convert your files from RGB to CMYK.

Resolution

All raster artwork must be at 300 dpi resolution. Supplying your artwork at resolutions higher than 300 dpi will not increase the print quality. It is best to start working at 300 dpi: ie scan all images at this resolution, setup files at this resolution. If your artwork is less than 300 dpi you can not simply convert it to 300 dpi. In most cases you will have to start again.

Fonts

All fonts must be embedded or included with the final artwork. This is mainly for artwork supplied in the PDF format.

Bleed – This applies to paper parts only

All artwork must have 5mm bleed. Bleed is excess print that is trimmed to achieve the final size. Trimming is not 100% accurate. If your artwork has no bleed you may have white lines on the edges of your prints where the trim was not exact.

Pantone Colours – This applies to CD/DVD only

For replicated CDs you can have up to 5 colours printed on the CD surface. These colours can be either CMYK + white or specific Pantone colours. Pantone colours refer to special inks which are made up to be a specific colour (other than CMYK). It is generally better to print images in CMYK and flat graphics in Pantone colours. To specify Pantone colours you will need to refer to a Pantone selector.

Check List for PAPER PARTS

- FILE IS 300 DPI
- FILE IS CMYK
- FILE IS THE CORRECT SIZE
- FILE HAS 5mm BLEED
- ALL INFO IS 3mm AWAY FROM TRIM EDGE
- CHECKED SPELLING
- CHECKED INFORMATION
- FILE IS IN AN ACCEPTED FORMAT
- COLOUR PROOF SUPPLIED WITH ARTWORK

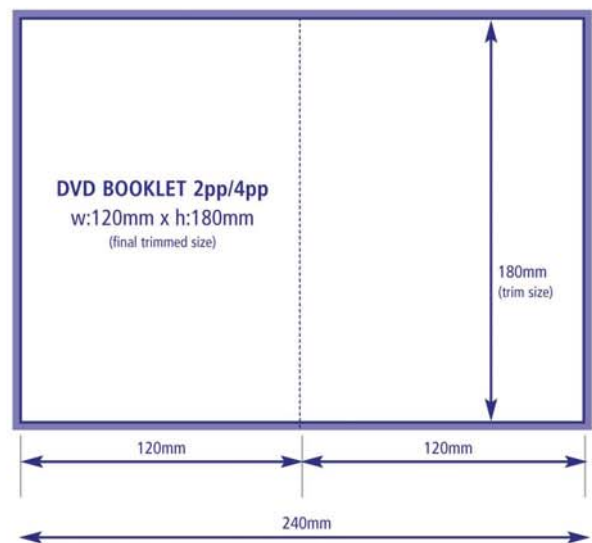
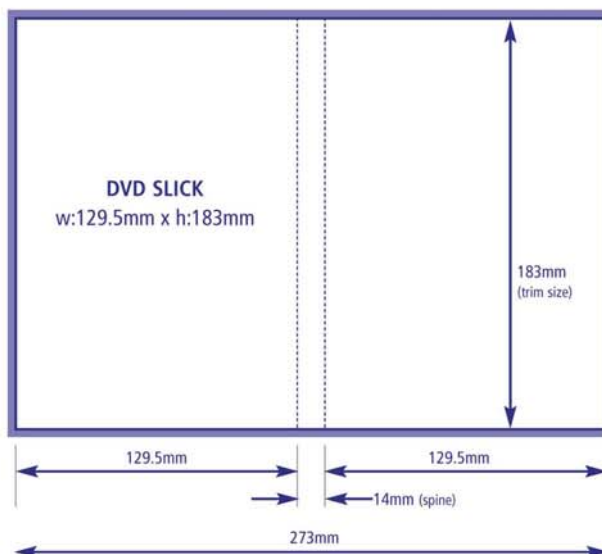
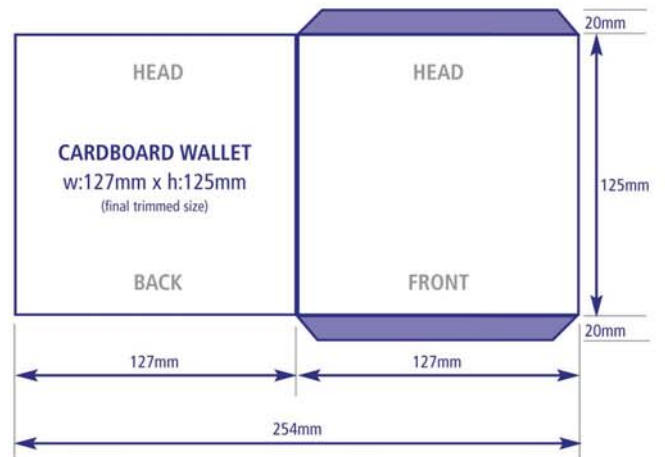
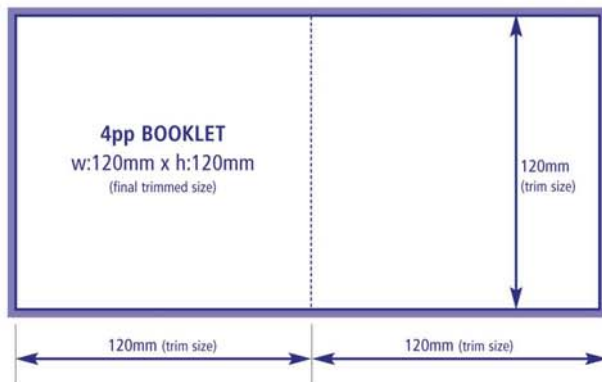
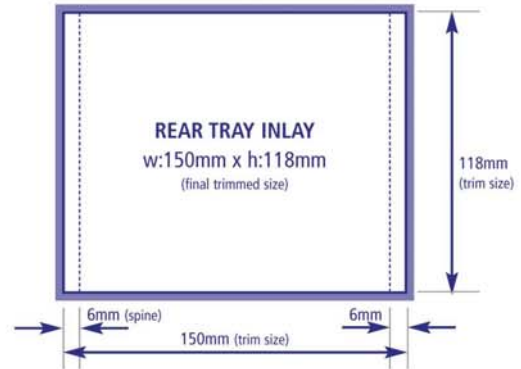
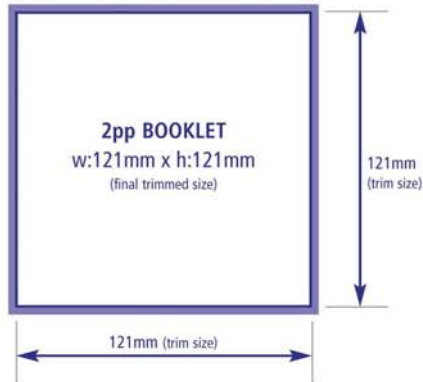
Check List for CD/DVD

- FILE IS 300 DPI
- FILE IS THE CORRECT SIZE
- ALL INFO IS 3mm AWAY FROM TRIM EDGE
- CHECKED SPELLING
- CHECKED INFORMATION
- CHECKED TONAL REPRODUCTION
- FILE IS IN AN ACCEPTED FORMAT
- COLOUR PROOF SUPPLIED WITH ARTWORK

ARTWORK SPECIFICATIONS for PAPER PARTS

Please carefully follow the guidelines below to ensure that you get the best results from your artwork.

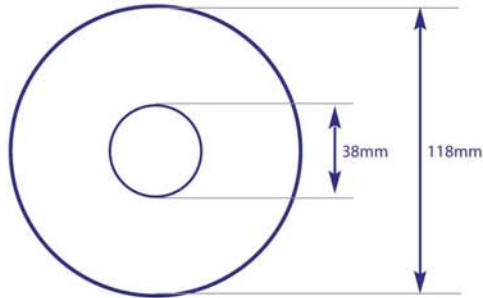
Dimensions



ARTWORK SPECIFICATIONS for CD/DVD

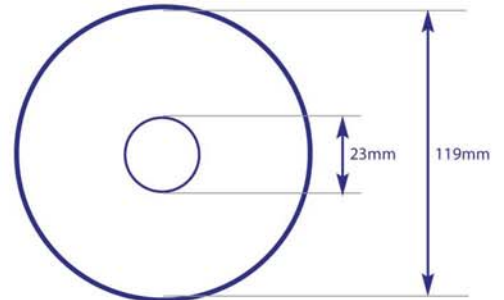
Please carefully follow the guidelines below to ensure that you get the best results from your artwork.

OPTIONAL1 IMAGE AREA



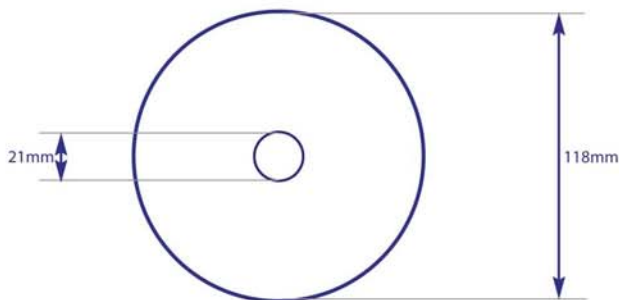
Screenprint CD-R, : printable area is shown as white

OPTIONAL2 IMAGE AREA



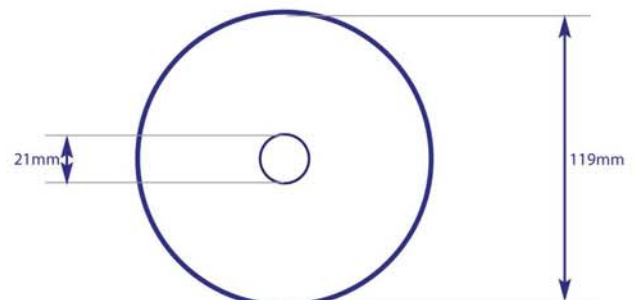
Screenprint CD-R, : printable area is shown as white

OPTIONAL3 IMAGE AREA



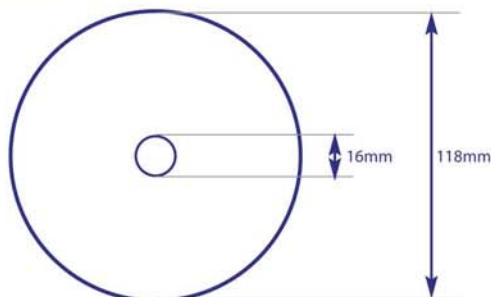
Screenprint CD-R : printable area is shown as white

OPTIONAL4 IMAGE AREA



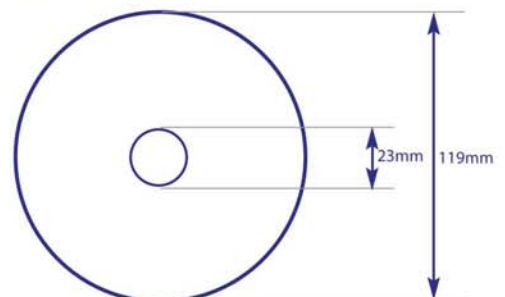
Screenprint DVD-R : printable area is shown as white

OPTIONAL5 IMAGE AREA



Offset Print: printable area is shown as white

OPTIONAL6 IMAGE AREA



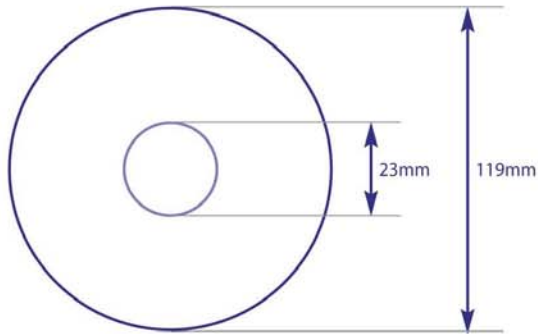
Thermal Print (Black only): printable area is shown as white

CDs do not require bleed on the outer edge. It is always best to leave the background running into the centre. We will crop the middle (non-printable) areas.

ARTWORK SPECIFICATIONS for CD/DVD

Please carefully follow the guidelines below to ensure that you get the best results from your artwork.

OPTIONAL7 IMAGE AREA



Photorealistic Print: printable area is shown as white

NOTE: when supplying artwork files for photorealistic print, please supply a 120mm x 120mm square image as the print process will automatically crop the area to the disc print size. Do not include visible template.